

Lista sa podacima o proizvodima

Specifikacije



zelena udubljena glava tastera Ø22 sa povratkom "I"

ZB5AA331

Osnovne informacije

Grupa proizvoda	Harmony XB5
Tip proizvoda ili komponente	Glava za nesvetleći taster
Kratko ime uređaja	ZB5
Materijal podnožja	Tamno siva plastika
Prečnik za montiranje	22 mm
Tip glave	Standardni
Prodaja po nedeljivim količinama	1
Oblik glave signalne jedinice	Okrugla
Tip glave uređaja	sa povratkom
Profil glave uređaja	Zelena udubljena, I (bela)

Dopunske informacije

Cad ukupna širina	29 mm
Cad ukupna visina	29 mm
Cad ukupna dubina	28 mm
masa proizvoda	0,018 kg
Mehanička trajnost	10000000 ciklusa
Ime stanice	XALD 1...5 izreza XALK 2...5 izreza
Kod	C1 za <9 kontakti koristeći jednostruke blokove u prednja ugradnja C2 za <9 kontakti koristeći jednostruke i dvostruke blokove u prednja ugradnja C11 za <3 kontakti koristeći jednostruke blokove u prednja ugradnja C15 za <1 kontakti koristeći jednostruke blokove u prednja ugradnja SF1 za <3 kontakti koristeći jednostruke blokove u prednja ugradnja SR1 za <3 kontakti koristeći jednostruke blokove u zadnja montaža
Prezentacija uređaja	Osnovni element

Okruženje

Tretman zaštite	TH
Temperatura okoline za skladištenje	-40...70 °C
Temperatura okoline za rad uređaja	-40...70 °C
Kategorija prenapona	Klasa II conforming to IEC 60536
Ip stepen zaštite	IP66 u skladu sa IEC 60529 IP67 IP69 IP69K

Sve cene koje su navedene u ovom cenovniku su informativne i neobavezujuće, bez PDV-a, isključivo u odnosu na ovlašćene distributere kompanije Schneider Electric. Svi prikazi, opisi i tehničke specifikacije i podaci u ovom cenovniku su podložni promenama od strane kompanije Schneider Electric bez prethodne najave.

Enclosure Type	UL type 4X/13
Otpornost na uređaj za pranje pod pritiskom	7000000 Pa pri 55 °C, razdaljina : 0.1 m
Ik stepen zaštite	IK03 conforming to IEC 50102
Standardi	CSA C22.2 No 14 JIS C8201-5-1 IEC 60947-5-1 IEC 60947-5-4 UL 508 IEC 60947-1 JIS C8201-1
Sertifikacija proizvoda	spoljašnja kontrola bajpasa CSA programabilni digitalni ulaz LROS (Lloyds register of shipping) UL odobrenje
Otpornost na udare	30 gn (trajanje = 18 milisekundi) za ubrzanje polovine sinusne periode u skladu sa IEC 60068-2-27 50 gn (trajanje = 11 milisekundi) za ubrzanje polovine sinusne periode u skladu sa IEC 60068-2-27
Otpornost na vibracije	5 gn (f= 2...500 Hz) conforming to IEC 60068-2-6

Pakovanje

Unit Type of Package 1	PCE
Number of Units in Package 1	1
Package 1 Height	4,500 cm
Package 1 Width	3,400 cm
Package 1 Length	5,400 cm
Package 1 Weight	17,000 g
Unit Type of Package 2	S03
Number of Units in Package 2	300
Package 2 Height	30,000 cm
Package 2 Width	30,000 cm
Package 2 Length	40,000 cm
Package 2 Weight	5,578 kg
Unit Type of Package 3	P06
Number of Units in Package 3	2400
Package 3 Height	75,000 cm
Package 3 Width	60,000 cm
Package 3 Length	80,000 cm
Package 3 Weight	55,484 kg

Ugovorna garancija

Garancija (u mesecima)	18
-------------------------------	----

Schneider Electric namerava da postigne nulti status do 2050. godine kroz partnerstva sa lancem snabdevanja, materijale sa manjim uticajem i cirkularnost kroz našu tekuću kampanju "Use Better, Use Longer, Use Again" za produženje životnog veka proizvoda i reciklaže.

[Objašnjeni Environmental Data >](#)

[Kako procenjujemo održivost proizvoda >](#)

Ekološki otisak

Ukupan životni vek ugljeničnog otiska	0.2 kg CO2 eq.
Ugljenični otisak faze proizvodnje [A1–A3]	0.1 kg CO2 eq.
Ugljenični otisak faze distribucije [A4]	0 kg CO2 eq.
Ugljenični otisak faze instalacije [A5]	0 kg CO2 eq.
Ugljenični otisak faze korišćenja [B2, B3, B4, B6]	0 kg CO2 eq.
Ugljenični otisak faze kraja životnog ciklusa [C1–C4]	0 kg CO2 eq.

Use Better

Materijali i pakovanje

Prosečan procenat recikliranog plastičnog sadržaja	6 %
Prosečan procenat recikliranog metala	29 %
Pakovanje sa recikliranim kartonom	Da
Pakovanje bez plastike	Da
Direktiva RoHS	Usaglašeno
Uredba REACH	Referenca sadrži SVHC iznad propisanog praga

Use Longer

Produženje trajanja veka

Popravka	Ne
----------	----

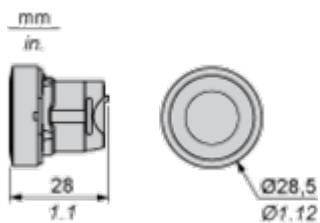
Use Again

Prepakovanje i prefabrikovanje

Potencijal za recikliranje, u %	0
Profil cirkularnosti	Informacije o kraju radnog veka
Povraćaj	No

Dimensions Drawings

Dimensions



Mounting and Clearance

Panel Cut-out for Pushbuttons, Switches and Pilot Lights (Finished Holes, Ready for Installation)

Connection by Screw Clamp Terminals or Plug-in Connectors or on Printed Circuit Board



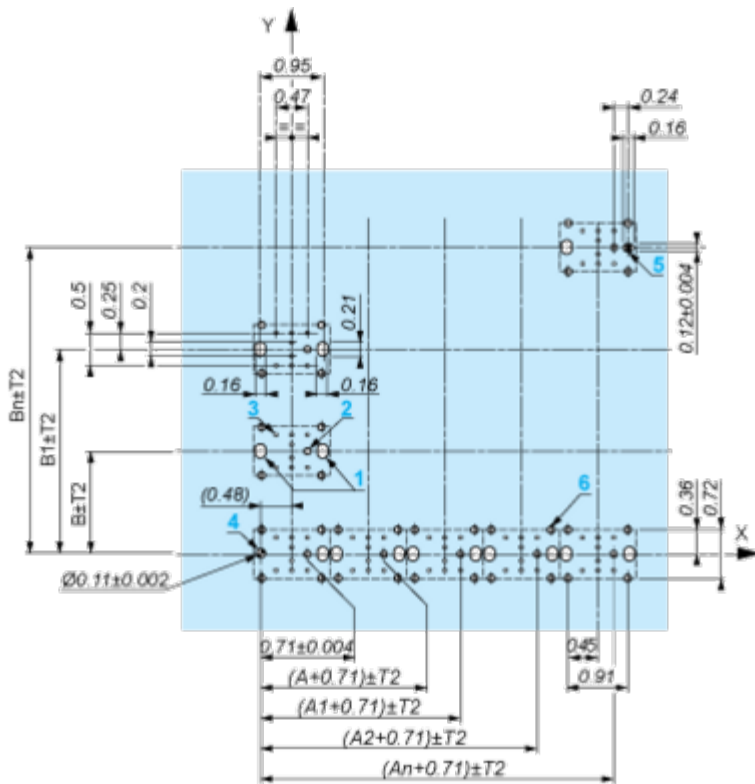
- (1) Diameter on finished panel or support
- (2) For selector switches and Emergency stop buttons, use of an anti-rotation plate type ZB5AZ902 is recommended.
- (3) Ø22.5 mm recommended ($\text{Ø}22.3_0^{+0.4}$) / Ø0.89 in. recommended ($\text{Ø}0.88\text{ in.}_0^{+0.016}$)

Connections	a in mm	a in in.	b in mm	b in in.
By screw clamp terminals or plug-in connector	40	1.57	30	1.18
By Faston connectors	45	1.77	32	1.26
On printed circuit board	30	1.18	30	1.18

Detail of Lug Recess



- (1) Diameter on finished panel or support
- (2) For selector switches and Emergency stop buttons, use of an anti-rotation plate type ZB5AZ902 is recommended.
- (3) Ø22.5 mm recommended ($\text{Ø}22.3_0^{+0.4}$) / Ø0.89 in. recommended ($\text{Ø}0.88\text{ in.}_0^{+0.016}$)



A: 1.18 in. min.
 B: 1.57 in. min.

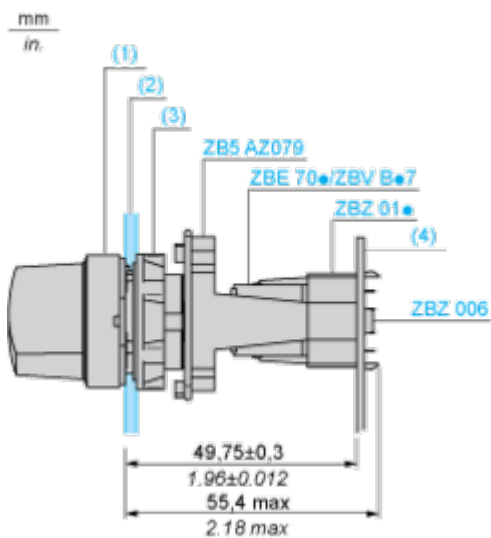
General Tolerances of the Panel and Printed Circuit Board

The cumulative tolerance must not exceed 0.3 mm / 0.012 in.: T1 + T2 = 0.3 mm max.

Installation Precautions

- Minimum thickness of circuit board: 1.6 mm / 0.06 in.
- Cut-out diameter: 22.4 mm ± 0.1 / 0.88 in. ± 0.004
- Orientation of body/fixing collar ZB5AZ009: ± 2° 30' (excluding cut-outs marked a and b).
- Tightening torque of screws ZBZ006: 0.6 N.m (5.3 lbf.in) max.
- Allow for one ZB5AZ079 fixing collar/pillar and its fixing screws:
 - every 90 mm / 3.54 in. horizontally (X), and 120 mm / 4.72 in. vertically (Y).
 - with each selector switch head (ZB5AD*, ZB5AJ*, ZB5AG*).

The fixing centers marked a and b are diagonally opposed and must align with those marked 4 and 5.



- (1) Head ZB5AD•
- (2) Panel
- (2) Nut
- (4) Printed circuit board

Mounting of Adapter (Socket) ZBZ01•

- 1 2 elongated holes for ZBZ006 screw access
- 2 1 hole \varnothing 2.4 mm \pm 0.05 / 0.09 in. \pm 0.002 for centring adapter ZBZ01•
- 3 8 \times \varnothing 1.2 mm / 0.05 in. holes
- 4 1 hole \varnothing 2.9 mm \pm 0.05 / 0.11 in. \pm 0.002, for aligning the printed circuit board (with cut-out marked **a**)
- 5 1 elongated hole for aligning the printed circuit board (with cut-out marked **b**)
- 6 4 holes \varnothing 2.4 mm / 0.09 in. for clipping in adapter ZBZ01•

Dimensions An + 18.1 relate to the \varnothing 2.4 mm \pm 0.05 / 0.09 in. \pm 0.002 holes for centring adapter ZBZ01•.

Technical Description

Electrical Composition Corresponding to Code C1



Electrical Composition Corresponding to Code C2



Electrical Composition Corresponding to Codes C9, C11, SF1 and SR1



Electrical Composition Corresponding to Code C15

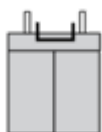
1 N/O



1 N/C



1 N/O + N/C or 1 N/O + N/O or 1 N/C + N/C



Legend

Single contact



Double contact



Light block

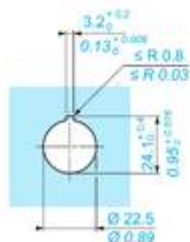
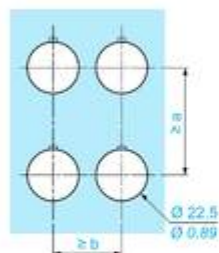
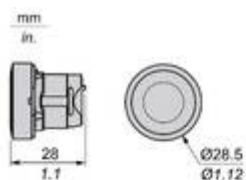


Possible location



Technical Illustration

Dimensions



		a (mm)	a (in.)	b (mm)	b (in.)
		40	1.57	30	1.18
ZBE.....	ZBV.....				
		45	1.77	32	1.26
ZBE.....3	ZBV.....3				
		40	1.57	30	1.18
ZBE.....4	ZBV.....4				
		50	1.97	30	1.18
ZBE.....5	ZBV.....5				
		40	1.57	30	1.18
ZBE.....9	ZBV.....9				
		40	1.57	30	1.18
ZBRT..	ZBRV1				

Offer Marketing Illustration

Product benefits / Features

Technical Benefits

Harmony XB5

Conformity with IEC,
UL, CSA, CCC EAC, and
JIS standards, as well as
CE marking and marine
approvals

Up to IP66, 67, 69,
69K, and type
4X protection ratings

High vibration resistance
with shake-proof
terminal screws



Operating temperature
from -40°C to 70°C

Shock protection level
up to IK06

Secure switching of
inductive or heavy DC
loads directly – 100 000
operations at 10A, 24V dc

Offer Marketing Illustration

Product benefits / Features

Features
Harmony XB5

-  Quick and easy assembly and disassembly
-  Excellent mechanical connection with operator head
-  Various types of connection: screw clamp, connector, Faston connector, spring terminal, or printed circuit board
-  Large set of accessories to customize your panels
-  Robustness to withstand harsh environments

Image of product / Alternate images

Alternative



